



Patchwork Press

Sagebrush Quilters' Guild PO Box 392, Kamloops, BC V2C 5K9 Jan/Feb 2005

New Year's Message from the President

Our Christmas Potluck evening was very enjoyable. The choir are just awesome!! and we even enjoyed a visit from Mrs. Santa!!! (aka Chris).

We also had a brief business meeting as there were several items that had to be shared with the membership before adjourning until January 10th., 2005. At our November 8th, 2004, meeting it was decided that the Executive would look for a new venue for our meetings that would allow for our Guild numbers to grow. Kamloops just doesn't have any place that would meet our needs; therefore, the Executive are recommending that we cap our meeting attendance at 130. We are having an Executive meeting on Thursday, January 6th., 2005, and at that time we will be discussing membership (full and associate) and to what number we would accept memberships. We will keep you posted. I believe that we have met our mandate as presented at the November 8th, 2004, meeting. Please work with us on this issue. I personally made 20+ phone calls and there's no one place that can meet our needs as we presently enjoy at Hal Rogers.

We recommend continuing to meet there. Looking forward to new great programmes and projects for 2005. All my very best to everyone for the New Year. See you on January 10th, 2005.

✧ Jeanne Chambers ✧

Guild Meetings

Meetings are held every 2nd and 4th Monday of each month at the Hal Rogers Community Hall, 2025 Summit Drive from 7:00 to 9:00 p.m.

Executive 2004/2005

President — Jeanne Chambers
Vice President — Rene Renkema
Workshop — Pat Olmstead
Community Projects — Claire Johnson
Secretary — Glenna McDougall
Library — Leanne Mackenzie
Treasurer — Susan Ball
Membership — Lila Foley
Historian — Olga Noakes
Program — Chris Amon
Monday Quilt-ins — Jane Barley
Wednesday Quilt-ins — Donna McLean
Friday Quilt-ins — Joyce Schellenberg
Newsletter — Sylvia Currie
Hospitality — Donna Wiwchar
Retreats — Kathy Wilcox
Past President — Julie Ottosen

Mark your calendars

- ❖ January 4th Drop-in with Dianne Jansson
- ❖ January 12th Scrap Day
- ❖ January 30th & 31st Mary Ellen Hopkins
- ❖ January 31st Gathering of the Guilds Work Bee
- ❖ February 1st Drop-in with Dianne Jansson
- ❖ February 9th Scrap Day
- ❖ February 12th & 13th Quilt Till you Wilt
- ❖ March 6th Deadline for Newsletter submissions
- ❖ March 18th-20th Spring Retreat
- ❖ April 16th Gathering of the Guilds
- ❖ March 9th Scrap Day
- ❖ May 7th & 8th Quilt Till you Wilt
- ❖ May 27th-29th A Threaded Journey, Kelowna
- ❖ May 2006 *Next Quilt Show*
- ❖ May 21st-28th, 2006 Quilt Canada, Ottawa

Editorial

The deadline for submission to the next issue of Patchwork Press is March 6th. Andrea Schafthuizen has kindly offered to publish the next newsletter while I go bonefishing off the shores of Cuba!



Thanks Andrea! Please send all items for the March/April newsletter to Andrea at aschaft@shaw.ca As always, send along suggestions and content for the website to me at any time.



Have you had a chance to browse the Gallery at <http://sagebrushquilters.ca?>

The photos are organized (more or less) by month, along with some special events posted separately. Click on the link for the category you wish to view. A page will open in a new browser window which shows "thumbnail" images. Click on an image to view it full size. Any questions, just ask!
sylvia@webbedfeet.com

✿ Sylvia Currie ✿

Program



Happy New Year! I hope your holiday was as wonderful as mine was.

Well, it's time to start thinking of those Boomerangs. On

January 10th I will be bringing the boomerang containers to hand out. You then get to take them home and put your block and instructions in it and bring it back for the 24th of January when we will be tossing them out to fellow boomerangers. By the way, if you would like to participate and have not signed up yet, you still have an opportunity. All you need to do is choose your theme and make the first block. Just remember it is supposed to be fun for all not just for you.

How are the "row robins" coming along? Wanda will be giving another lesson on the row robin.

Thank you to Dianne Jansson for the wonderful lesson on hand piecing. Now, how many of you finished the ornaments? I haven't started the project you wonderful ladies dreamed up for me, but I will get at it by the end of May. What did I get myself into? Good thing I love hand piecing.

BRING ON JAN 10 TH	BRING ON JAN 24 TH
<ul style="list-style-type: none"> ✓ Coffee mug ✓ Show and tell ✓ Boomerang hand out 	<ul style="list-style-type: none"> ✓ Coffee mug ✓ Show and tell ✓ Boomerangs tossed ✓ 1/2 square triangles
BRING ON JAN 31 ST	BRING ON FEB 14 TH
<ul style="list-style-type: none"> ✓ Items for Gathering of the Guilds Work Bee 	<ul style="list-style-type: none"> ✓ Coffee mug ✓ Show and tell
BRING ON FEB 28 TH	
<ul style="list-style-type: none"> ✓ Coffee mug ✓ Show and tell ✓ Boomerangs ✓ 1/2 square triangles 	



✿ Chris Amon ✿

Library News

I hope Santa was as good to all my quilting friends as he was to me...too bad I forgot my gift certificate at home when the big sale was on!

Ricky Timms is all the rage, and now the guild owns his DVD "Quilting Caveman Style." If you look beyond the macho title and the fly fishing breaks, he demonstrates his no-ruler, cut-and-sew method to make a small floral wall hanging...but the possibilities are endless.



Congratulations to Stella Nethery who won the \$25 gift certificate for her book review on "String Quilting". Anyone who made an oral book report at a guild meeting or who submitted a written book review to the newsletter was entered in the draw. There will be another draw at the June wind-up potluck, so there's lots of time to sign out books, videos, or DVDs and let us know what you thought of them.



Some new books on order should be in by the January 10th meeting. First-come, first-served for "Machine Quilting with Decorative Threads" and "Frayed-Edge Fun". If you have any suggestions for books or other library resource material, please pass them on to the library committee.

✿ Leanne Mackenzie ✿

Community Projects

I know as you read this I will be riding in a huge bus up the coast of Argentina. Hopefully I will have become accustomed to the tent, toilets in the bush and am able to smile still!

Now, that the Holiday season is over I hope you will be thinking of a Community Project. Your fellow quilters on the Committee have all of the supplies that you will need to make a quilt, be it a pattern, fabric, batting or backing, which comes in flannel or cotton! We have received a number of quilts to pass along to the less fortunate already. Roxy has made Christmas quilts from your donations as well as some great looking "heart" tops.

Scrap Day hums along. We are always stunned at the end of the day at what one can do with "scraps". January 12th is the next day with Jeri teaching how to do the sew and flip with warm and natural batting scraps and our scrap strips. Sewing machines, rulers and cutters will be needed. Join the group for what time you are able.



Roxy snapped this photo to show how Guild members used all those 3 x 5" rectangles of Xmas fabric that everyone donated. We made three

for the cancer unit and still have more scraps to put away for next year! Best wishes for the New Year to you all. See you in March.

✿ Claire Johnson ✿



Guild Retreats

Happy New Year! The Spring 2005 Retreat is full with 24 guild members looking forward to their getaway weekend at Sorrento Centre March 17th-20th. The remainder of the retreat fees are due at the January 24th meeting. For those going 2 nights the remaining fee is \$90. For those going 3 nights the fee is \$130. Cheques are payable to the Sagebrush Quilter's Guild. Information about the retreat weekend, roommate requests and dietary requirements, etc. will be given at that time.

The Fall 2005 Retreat will be Nov 3rd-6th with a choice of 2 or 3 nights. Registration is May 23rd.

✿ Cathy Wilcox ✿

Community Quilt FAQ (Frequently Asked Questions)

Who will collect quilts?	Cancer Quilts Marginalized Families	Roxy Agar Barb Gyoba	573-5696 (250) 453-9322
	Ministry of Families	Delores Owen	372-9272
	Women's Shelter	Cheryl Dyck	828-6770
Where do I get batting and backing?	Jeri Biron	573-5640	Dallas, Barnhartvale area
	Shirley Gordon	372-2786	Aberdeen, Sahali area
	Barb Laing	374-4680	Downtown, Lower Sahali area
Who is responsible for scrap days?	 Claire Johnson	374-5713	
Where are Scrap Days held?	Katja's Quilt Shoppe	101 - 1967 Trans Canada Highway	
When are Scrap Days?	October 13 th November 10 th December 8 th January 12 th February 9 th March 9 th April 13 th May 11 th June 8 th	9:00 am to 4:00 pm	
How big should the quilt be?	Cancer Quilts	48" x 72" (can be longer)	
	Lap Quilts	40" x 60"	
	Twin Bed	63" x 75"	
	Double Bed	80" x 92"	

Workshop

Happy New Year Everyone. Wow did that year fly by !

Thanks to all of you that came out to the past Quilt Till You Wilt. From all reports lots was accomplished and we all had lots of fun. Many last minute Christmas projects were completed.

As announced at the Christmas Pot Luck anyone who took the Timeless Circle Class with Dianne Jansson is welcome to attend the drop in help sessions on January 4th from 4pm to 8pm at the Sandman Inn. There is also a second session on February 1st at the same time and place. Dianne

has kindly donated these times to help everyone with the completion of their quilts.

We are hosting a Mary Ellen Hopkins #1 class on January 30th and 31st. This class will be held at the Days Inn from 9:30 am to 4:30 pm. Payment for those of you that have registered is due January 10th. The next Quilt Till You Wilt weekend will be held at the Valleyview Community Center on February 12th and 13th. Get out those UFO's and come join the fun! I look forward to seeing you there.

Look for an announcement coming up regarding a spring class. Just trying to firm up a date right now. Hope you all had a wonderful Christmas Season!

Jan 4 th	Drop-in with Dianne Jansson
Jan 30 th & 31 st	Mary Ellen Hopkins
Feb 1 st	Drop-in with Dianne Jansson
Feb 12 th & 13 th	Quilt Till U Wilt
May 7 th & 8 th	Quilt Till U Wilt

❁ Pat Olmstead ❁

2005 Gathering of the Guilds

The Gathering Committee is in full swing getting ready for April 16th, 2005 when our guild will be hosting this year's "Gathering of the Guilds" at the University's Grand Hall in the Campus Activity Centre. The guild membership will receive registration early in the new year - register early!! We will be having a 'work bee' on Monday, January 31st to construct the goody bags; meanwhile, there are several ways in which the general membership can help us prepare for this event. We are looking for:

1. donations of material for fabric candy - 6" x 6" pieces of cotton
2. offering to billet quilters from out of town
3. people to join a committee to help with preparations (refer to the last newsletter for the various committee members to contact)
4. donations of 100m cotton spools of thread (new/full)
5. donations of material for our 'good bags' - 12" x 15" pieces of good quality cotton (black background with coloured design)
We will be making 450 bags!

6. donations of florist rose bowls for the table centres (Donna Wiwchar needs at total of 35)

Further updates will be given at the March Guild meetings in the New Year.

❁ Doffy Bourbonnais & Wanda Story ❁

Hospitality

Well another great Christmas Pot Luck was held on December 13th and as usual the food was out of this world. I would like thank everyone who helped -- couldn't have done it without you all. Thank you also to the Christmas choir who brought the house down with their version of the Twelve Days of Christmas; it was a great way to end the evening. Thanks one and all and see you again in the new year.

Responsibilities are:

1. Bring 3 dozen items
2. Help with the setting up for the coffee break and,
3. Help with the clean up at the end of the meeting.

If for some reason you are unable to bring your goodies please give me a call (372-0476).

<p>January 10</p> <ol style="list-style-type: none"> 1. Noeline Kerr 2. Niki Scallon 3. Leslie Welch 4. Pat Miller <p>February 14</p> <ol style="list-style-type: none"> 1. Roxy Agar 2. Marlene Weber 3. Lou Milman 4. Audrey Vaile <p>March 14</p> <ol style="list-style-type: none"> 1. Lorraine Wiczorek 2. Neila McKee 3. Jo-Anne Rohmoser 4. Donna Muirhead 	<p>January 24</p> <ol style="list-style-type: none"> 1. Carole Carroll 2. Gretta Popove 3. Cheryl Dyck 4. Jeri Biron <p>February 28</p> <ol style="list-style-type: none"> 1. Doreen Frederick 2. Barb Baker 3. Val Berggren 4. Lillian Slywka 
--	--

❁ Donna Wiwchar ❁



Monday Night Quilt-in:

7:00 to 9:30 pm.
Jane Barley 828-0355

Jan 17th — Neila McKee
Feb 21st — Jane Barley
Pot Luck dinner @ 6pm
We will celebrate International Beatles' Day. Bring a dish to celebrate a Beatles tune.
Feb 21st — Barb Baker

Wednesday Quilt-In:

9:30 am to Noon.
Donna McLean 573-5516

Jan 5th — Delores Owen
Jan 12th — Pat Dorrius
Jan 19th — Marena Blumenauer
Jan 26th — Doreen Fredrick
Feb 2nd — Barb Lang
Feb 9th — Donna Wiwchar
Feb 16th — Jeanne Chambers
Feb 23rd — Neila McKee

Friday Quilt-In:

9:30 am to Noon.
Joyce Schellenberg 573-5568

Jan 14th — Sandy Madden
Jan 21st — Joyce Worsfield
Jan 28th — Delores Owens
all day, bring lunch
Feb 4th — Barb Baker
Feb 11th — Joyce Worsfield
Feb 18th — Joyce Schellenberg
Feb 25th — Delores Owens
all day, bring lunch

Quilting in the Mountains 2005

Sun Peaks, BC
August 26th to 28th, 2005

VIQ (Very Important Quilter) PASS

Your VIQ Event Pass includes:

- 1 Day Quilting Class of your choice (value \$65.00, see note below)
- 1 VIQ T-Shirt (Value \$20.00)
- 1 Ticket for the Quilters Trunk Show and Dinner (value \$45.00)
- 1 Sun Peaks Pin (value \$10.00)
- 1 Weekend Pass to the Quilts, A breast cancer support project quilt show (value \$6.00)
- 1 Day Lift Ticket to have tea in the alpine at Sun Peaks (value \$13.00)

This pass can be upgraded to a specialty class or a full two day class at the recipient's request for an additional fee. Please contact Ms. Pat Miller at 250-578-5416 or pmiller@sunpeaksresort.com if you have any questions or to make arrangements for this year's event.

Deadline for purchase is March 31st, 2005. The total value is \$159 but is selling now for \$149.00 plus tax.

✿ Pat Miller ✿



Please...in consideration of those suffering from allergies and asthma, refrain from wearing perfume at Sagebrush Quilters' Guild events

Membership

Please remember to sign in yourself and your guests at every meeting as we are only allowed 130 people on the premises. Currently we are averaging 80 - 90 quilters per meeting.

Update your directory:

New email addresses:

- Bonnie Way bbway@telus.net.
- JoAnn Whittaker quilter1@telus.net
- Joyce Worsfold bjworsfold@shaw.ca

Correction

- Wendy Burgess wendy@wldecor.com

✿ Lila Foley ✿

Why I Quilt

This photo was taken when our 2 year old grandson was visiting. It started with just the puppy puppet having a nap, but soon escalated into both Andrew and Grandpa 'napping' too.



✿ Marcia Skaarup ✿

A Threaded Journey

It's time to begin planning for a Threaded Journey, the Kelowna Quilt Show, May 27- 29th. It will be a wonderful show of 400+ quilts, a fashion show with wearable art, and a new event is the "Bed Turning" of antique quilts with stories about their origins. If you are coming for the weekend or your group wants to plan a bus trip, consider booking your

room early because in the month of May, Kelowna is celebrating its 100th birthday. See page 7 of this newsletter for more information.

Thanks to Margaret Crooks, Publicity Chair/Quilt Show 2005, for forwarding this information to our Guild.



Birthdays

January

Roxy Agar – 2nd
Janet Currie – 6th
Barbara Gyoba – 12th
Sharon Gloyn – 13th
Betty Oswell – 15th
Andrea Schafthuizen – 16th
Donna McLean – 16th
Anne Dunn – 19th
Marcia Skaarup – 21st
Lynda Desrocher – 22nd
Jillian Krutko – 23rd

February

Carole Carroll – 1st
Willa Dale – 2nd
Val Ethier – 2nd
Marnie Freeman – 4th
Jane Barley – 5th
Leslie Piderman – 6th
Paulette Eccleston – 8th
Lois Costello – 9th
Vivian Slater – 17th
Lillian Sliwka – 17th
Sheena Akeson – 24th
Neila McKee – 25th
Herna Garami – 26th
Bev Maize – 29th

March

Barb Baker – 4th
Shirley Gordon – 5th
Sue Cooper – 6th
Pat Olmstead – 6th
Niki Scallon – 10th
Wanda Story – 13th
Lila Foley – 20th
Anneke Leupin – 22nd
Sandy Madden – 27th
Kathy Mitchell – 29th
Margaret Stewart – 30th
Leigh Moore – 30th
Olga Noakes – 31st

The Orchard Valley Quilters Guild presents



A Threaded Journey

Quilts from Then and Now

Quilt Show

May 27 – 29, 2005

Friday 5 pm-9 pm Saturday 10 am-6 pm Sunday 10 am-4 pm

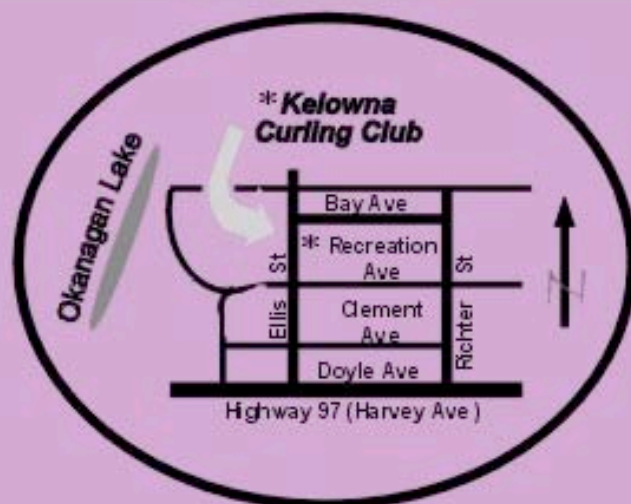
- **450 quilts**
- **Demos**
- **Quilt Show Quilt**
- **Theme Challenge**
- **Fashion Show**

- **Bed Turning**
- **Large Merchant Mall**
 - **Boutique**
 - **Snack Bar**

LOCATION:

The Kelowna Curling Club
551 Recreation Avenue
Kelowna, B.C.

Admission \$5



For more information please contact Laurie Turik
phone: 250.762.0685 or email: laurie.r@shaw.ca

The Gala Auction in Calgary in November on was fabulous. And there is great news! Our quilt raised \$750 for The Quilt: A Breast Cancer Support Project! When announcing the quilt, the MC read out what great work Patti Bentley & Sagebrush Quilters did in taking the books delivered and turning them in to a quilt.

The couple who purchased the quilt was thrilled with it. (We got so excited that we forgot to write their names down. Check out the smiles.

✿submitted by Pat Miller ✿



Ten Tips to help quilters cut out unnecessary time and fuss

By Christine Holmquist of Pat's Quilting

1. If you stumble upon a must-have fabric, purchase 0.3 metres, 0.5 metres. Or 0.7 metres, depending on your budget. For binding, 0.5 metres is your best bet. For borders, or if this is the most perfect fabric you've ever laid eyes on, stick to 1.5 metres.
2. Fat quarters are twenty-by twenty-two inch pieces of fabric. They're best suited to projects with numerous pieces.
3. If you're strip-piecing a project and need to cut strips across the width of the fabric, purchase fabric off the bolt.
4. Assume that each bolt is forty-two inches wide. This allows for differences in sizing and shrinkage.
5. Wash, iron, and store fabric in your closet until you are ready to use it. Like fine wine, fabric improves with age.
6. Start with one fabric you love, or with an "idea fabric – a fabric with more than one colour or pattern. Then select three or more coordinating fabrics. Look for a variety in scale (small, medium, and large) and value (light, medium, and dark). For the final touch, purchase a smaller amount of "popper" fabric, to give your quilt life.
7. Carry a pocket-sized photo album containing fabric samples attached to recipe cards. Use your samples to check colour shades and prints when you're shopping.
8. Take a regular inventory of your fabric – by colour. If your collection is weak in a certain colour, challenge yourself to complete a project using that colour scheme.
9. Reserve judgment on your quilt top until you have added the borders. If you're frustrated with your version of precision piecing, have someone hold up your quilt, and stand back four feet. Is it still a problem? Remember, only God is perfect, so every quilt must have a mistake. And consider putting the erroneous section of the quilt on your side of the bed. In all likelihood, you'll be the only one who notices it.
10. Use a wooden clothes rack to store your strips while you're working. If you're making blocks, put your pieces on cardboard squares – one block per square. When you put your projects away, simply stack your cardboards.

✿ submitted by Niki Scallon ✿